

# SOCIAL SECURITY IN JAPAN




# Social Security in Japan

## Social Insurance

(Universal coverage)

- Health insurance
- Pension plan
- Unemployment benefits



## Social Welfare

Disability public assistance

Mother and child family public assistance



## Public Assistance

Livelihood assistance



## Health Care and Sanitation

Vaccination

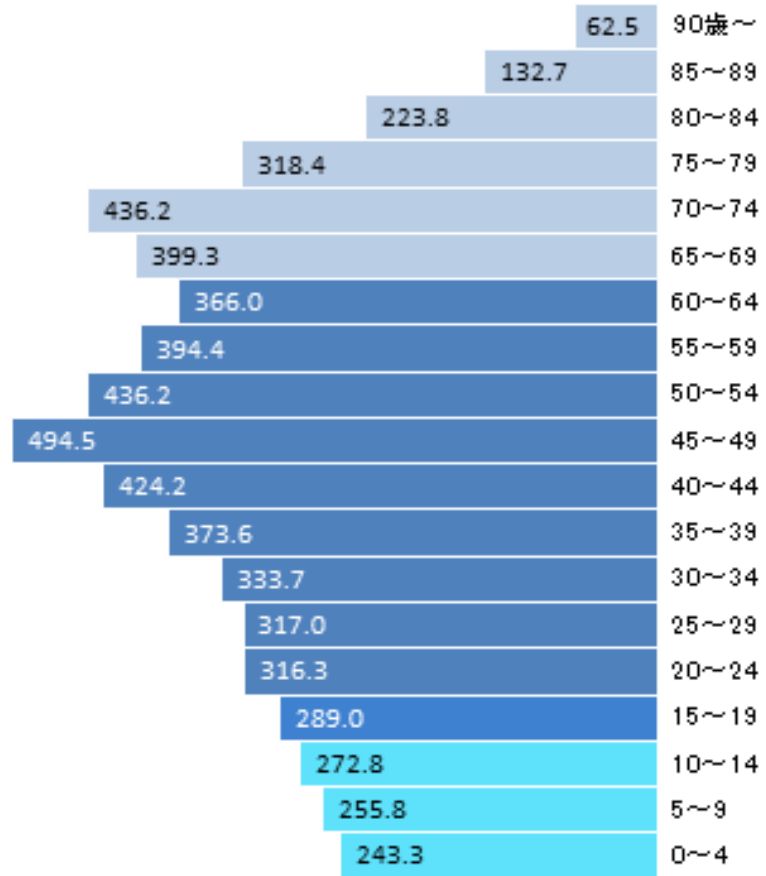
Medical examination



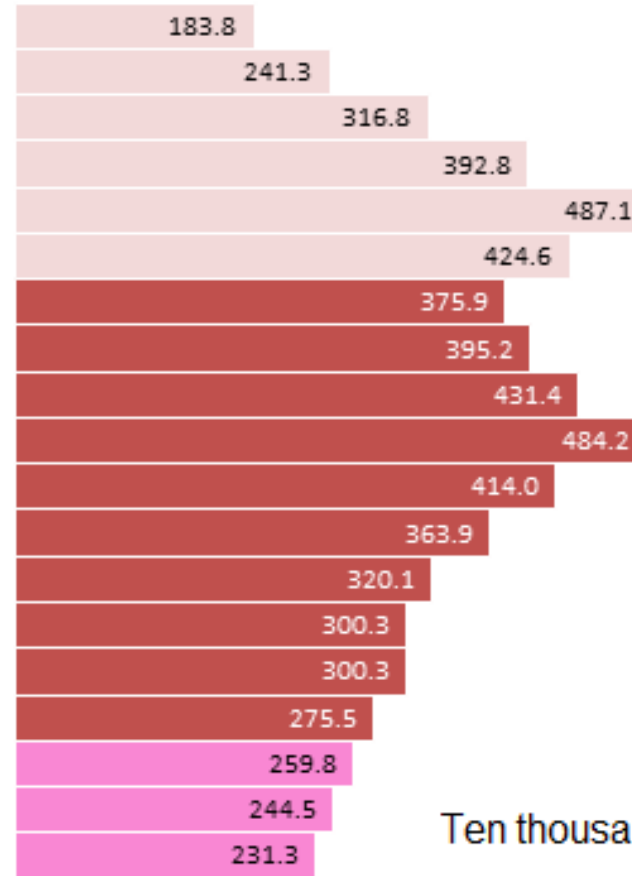
# AGED SOCIETY

## Japanese population (2020)

Male :6,089.7



Female :6,442.8



Ten thousands

© jp.gdfreak.com



## Unemployment rate

Yearly average		Monthly average 2020			
2018	2019	March	April	May	June
2.4%	2.4%	2.5%	2.6%	2.9%	2.8%

## Unemployment benefits

<b>Duration</b>	<b>90days -330days</b>
<b>Amount</b>	<b>50-80% of last six months' average (upper limit exists)</b>
<b>Remarks</b>	<b>Duration and amount is calculated according to</b> <ul style="list-style-type: none"><li>• Length of previous employment</li><li>• Employee's age</li><li>• Amount paid into unemployment insurance</li></ul>